

Verizon Connect Reveal

Reporting that turns data
into insights and action



Table of Contents

Verizon Connect Reveal tracks the fleet data that can have a big impact on your business. These are things like where your vehicles are, how your drivers are behaving on the road and how much fuel they use.

This information is then put into digestible dashboards and reports so you can act quickly.

Reveal is a critical tool to help you get more done in less time, provide better customer service and ultimately improve results across your business.

Activity Reports | 3-4

- Daily
- Cost Analysis
- Geofence
- Sensor

Driving Style Reports | 5

- Driving Style Summary

Performance Reports | 5-7

- Carbon Footprint
- Fuel Efficiency
- Lost Fuel
- Fuel Purchased
- Vehicle Maintenance

Summary Reports | 8

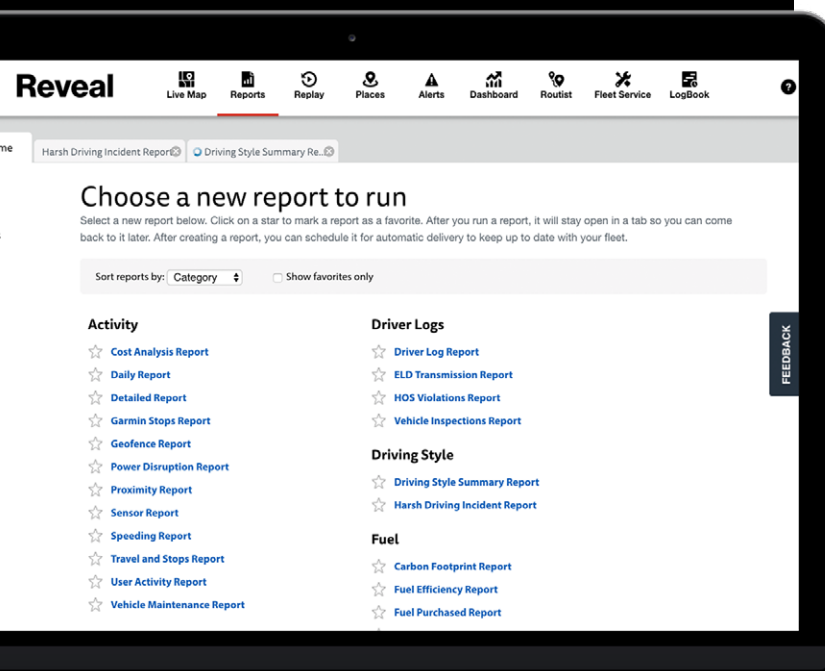
- Distance Travelled
- Custom Summary

Timecard Reports | 9-10

- Daily Timecard
- Weekly Timesheet
- Payroll Summary

Integrated Reports | 10

- Work Order Summary



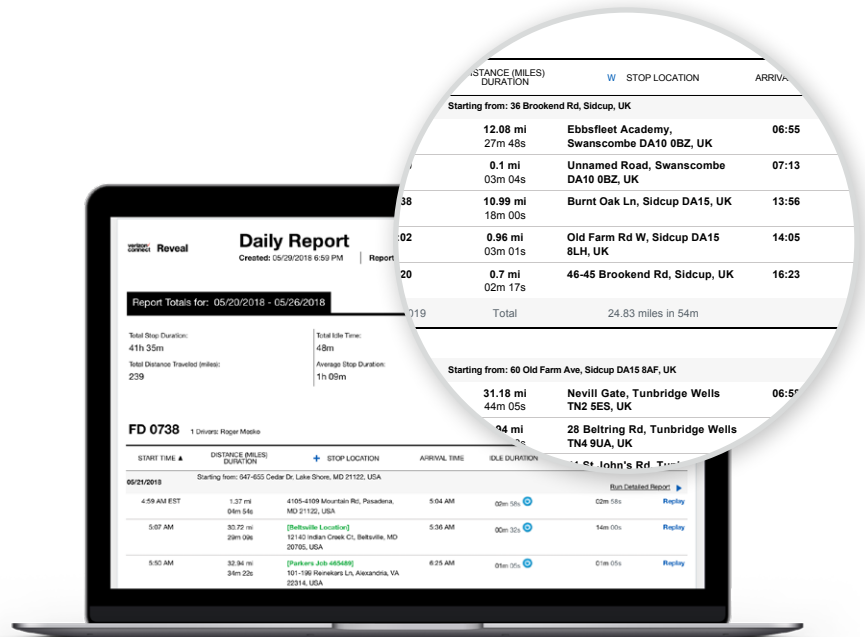
Daily Report

Features

The Daily Report gives you a high level overview of where your drivers' have been within a given time frame and how long they have spent at a customer site.

Benefits

This report is helpful for verifying driver timesheets to ensure no discrepancies with billing and payroll.



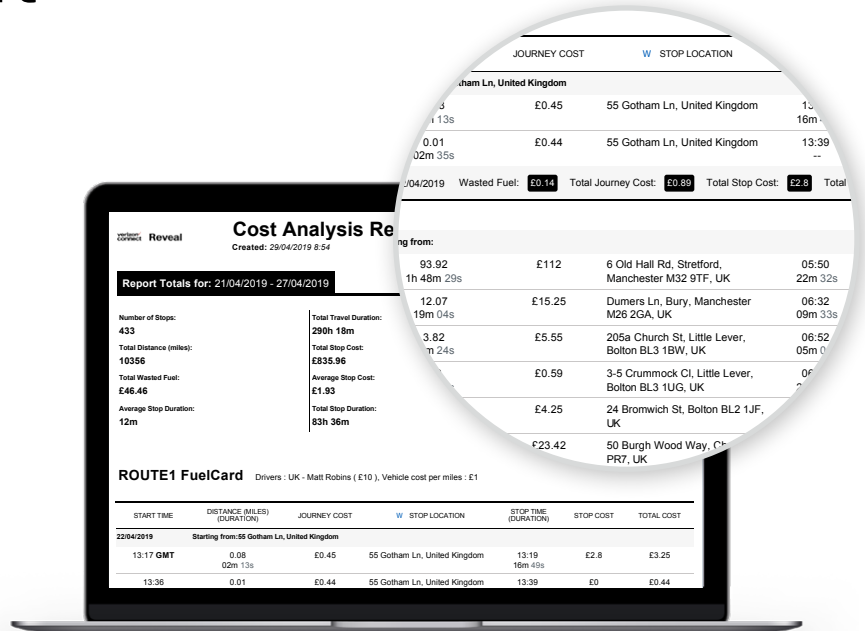
Cost Analysis Report

Features

The Cost Analysis Report allows you to understand the costs associated with your drivers and the jobs they are undertaking.

Benefits

This report identifies how much a journey costs per vehicle, per driver and can also help towards reducing spend within the business and increase ROI.



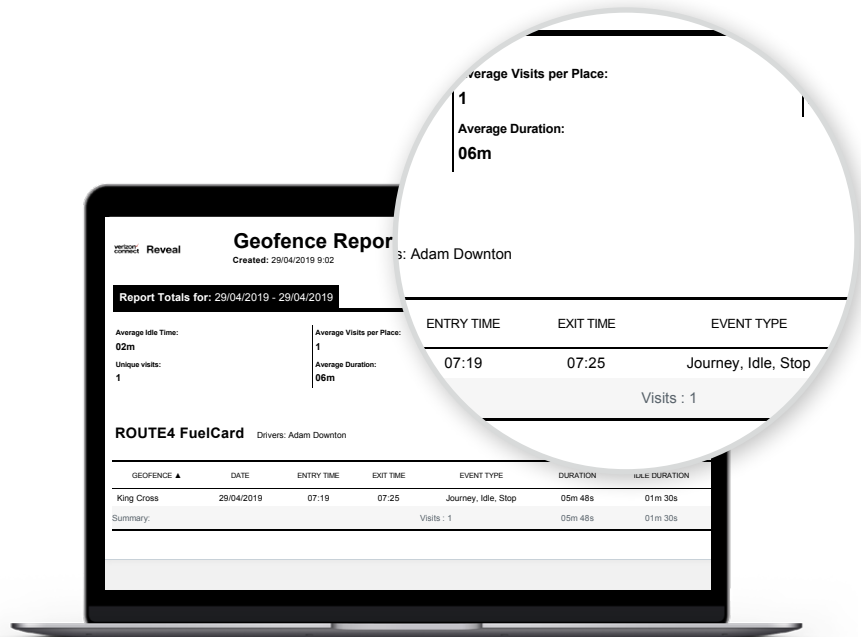
Geofence Report

Features

The Geofence Report provides insight into how much time your vehicles spend at identified Geofence locations or other key addresses.

Benefits

This report allows you to see when drivers and vehicles enter/exit a given location. For example, customer sites or home addresses. It also enables the business to see how much time their staff are spending on each job.



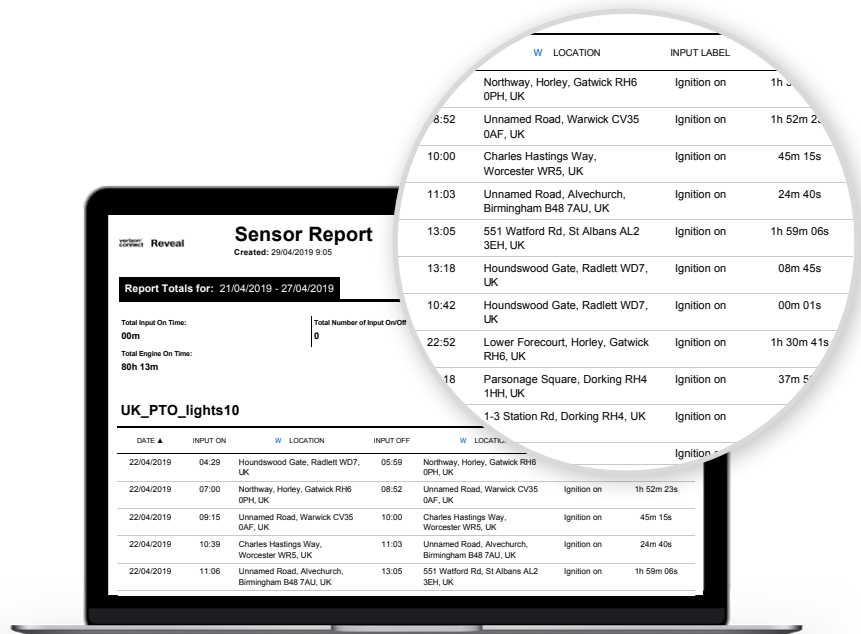
Sensor Report

Features

The Sensor Report provides an overview of when PTO is engaged in your vehicles.

Benefits

This report will give you a better understanding of when and where your vehicle equipment has been used.



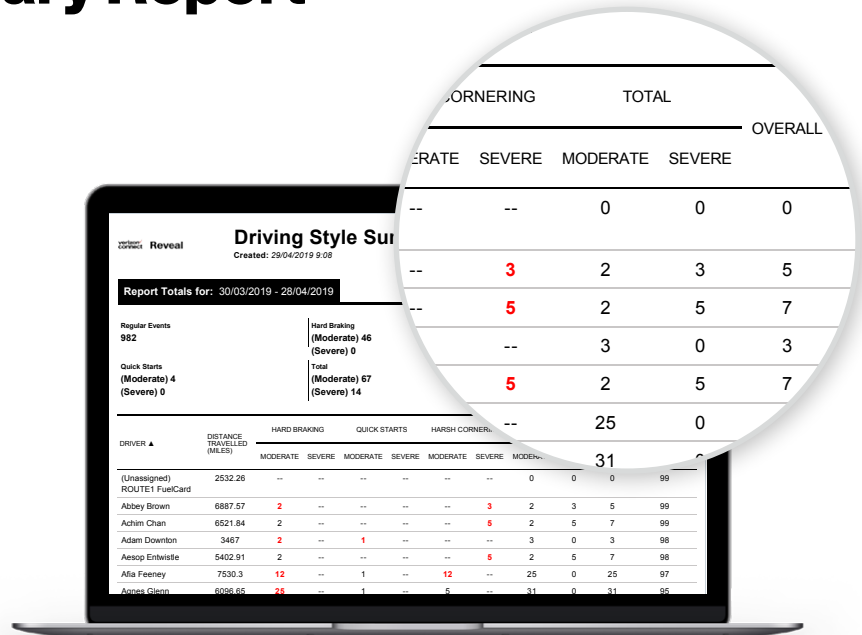
Driving Style Summary Report

Features

The Driving Style Summary Report compares the total number of harsh driving incidents per driver along with their individual safety score.

Benefits

This report will allow you to see how your drivers rank amongst their peers and identify those who need more coaching while also rewarding those with good driving habits.



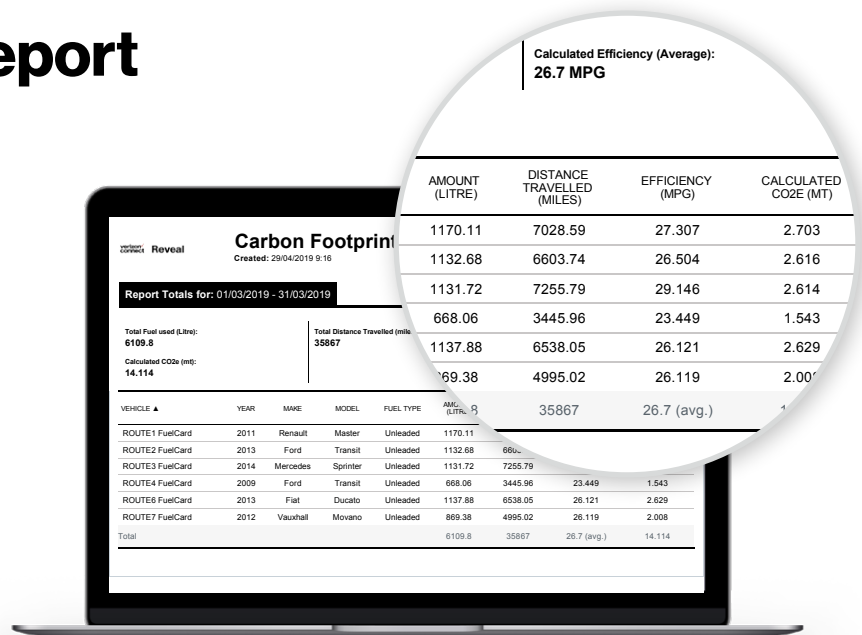
Carbon Footprint Report

Features

The Carbon Footprint Report shows your fleet's environmental impact over a specific period of time.

Benefits

This report is helpful for customers who wish to monitor and lower their fleet emissions. With it you can show each vehicle's footprint, taking into account the year, make, model, mileage, fuel capacity and fuel type.



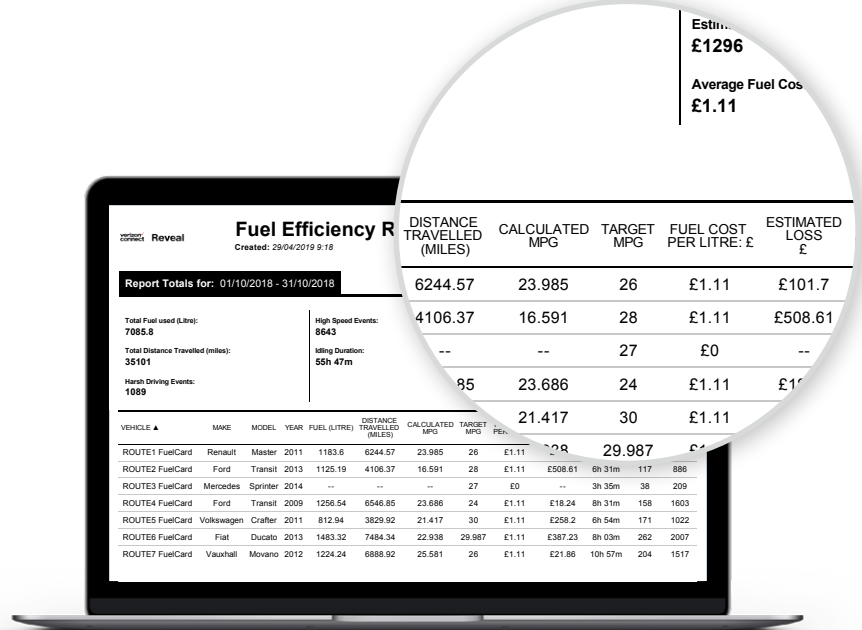
Fuel Efficiency Report

Features

The Fuel Efficiency Report uses fuel purchases and vehicle activity to compare a vehicle's calculated fuel efficiency.

Benefits

This report will give you a better understanding of how driving patterns and inefficient, harsh behaviour contribute to your fleet's fuel efficiency.



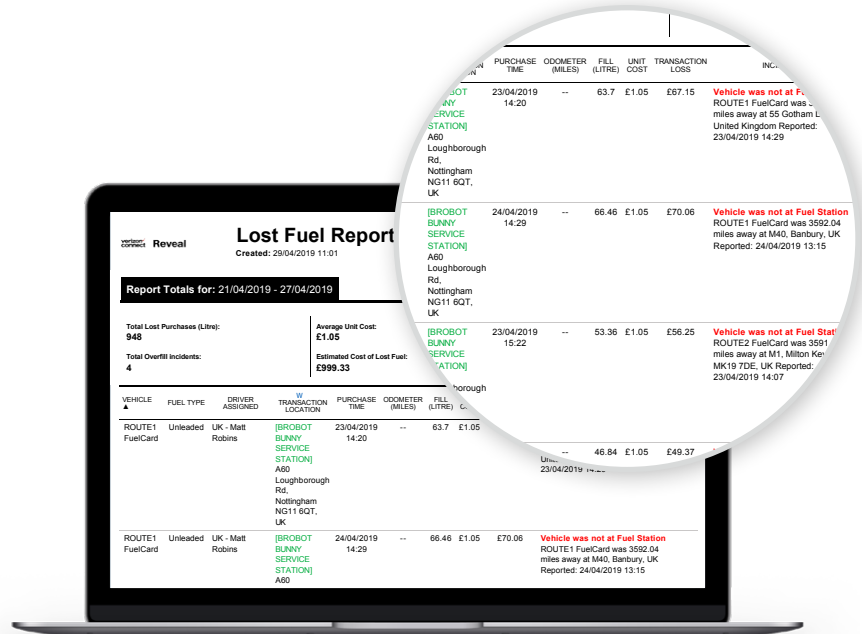
Lost Fuel Report

Features

The Lost Fuel Report gives you the ability to check any lost fuel by looking at your vehicles location in relation to the fuel card's activity and location.

Benefits

This report will allow you to compare the gallons purchased versus what the vehicle can hold and spot when fuel card abuse might be happening.



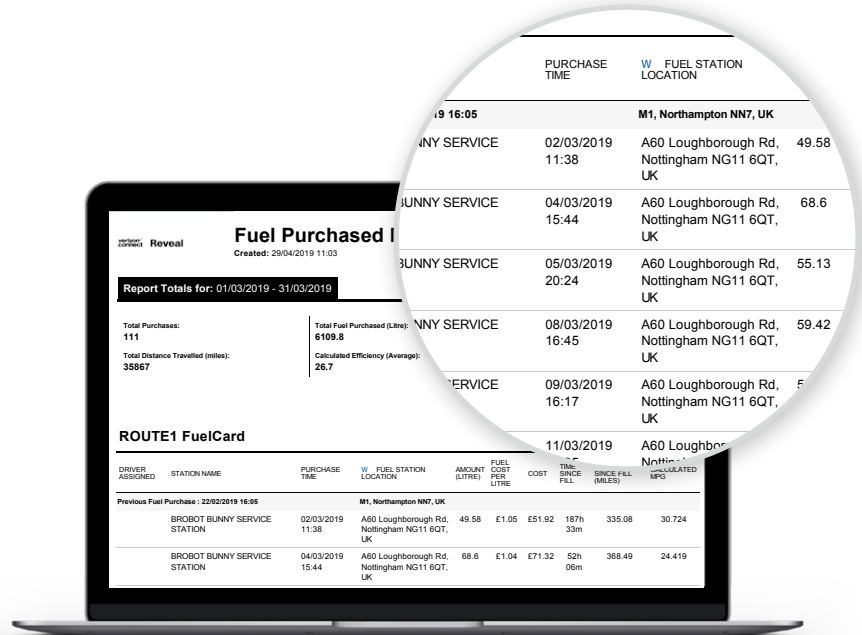
Fuel Purchased Report

Features

The Fuel Purchased Report gives a detailed review of your fuel transactions over a specific period of time.

Benefits

This report identifies how many fuel purchases took place, analyses cost and gives insights into your fleet's fuel efficiency.



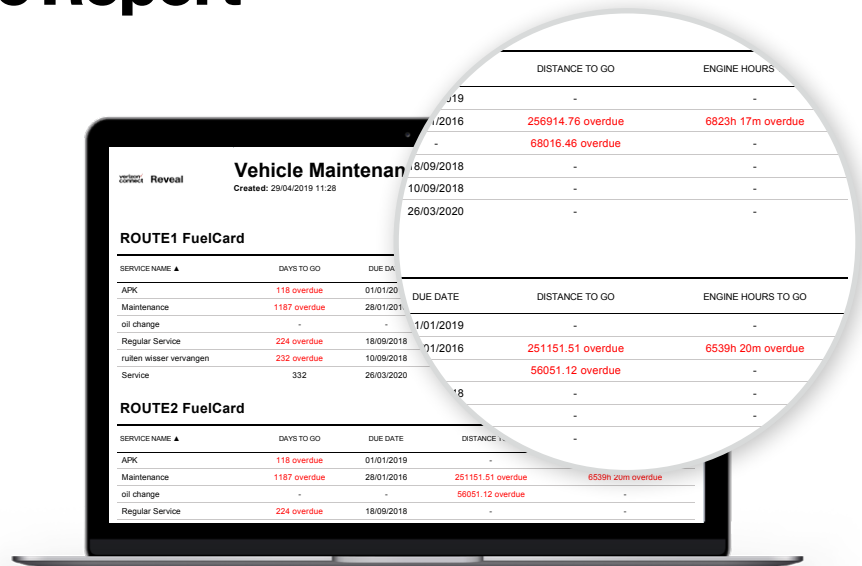
Vehicle Maintenance Report

Features

The Vehicle Maintenance Report shows all scheduled and completed services for a vehicle over a specified period of time.

Benefits

This report gives you the ability to review maintenance records to understand related costs or budgeting for upcoming services. Also, it will help to reduce costly, unexpected repair bills and ensure your vehicles are on the road longer.



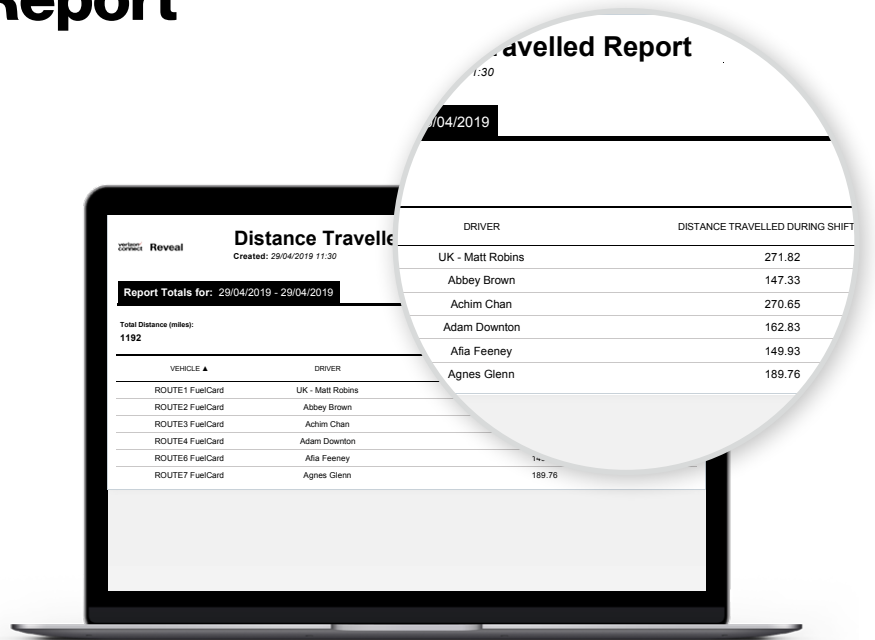
Distance Travelled Report

Features

The Distance Travelled Report provides information on the total distance driven over a specific time, per state, vehicle or within selected geofences.

Benefits

This report will help streamline and ensure accurate calculations for tax reporting and customer billing.



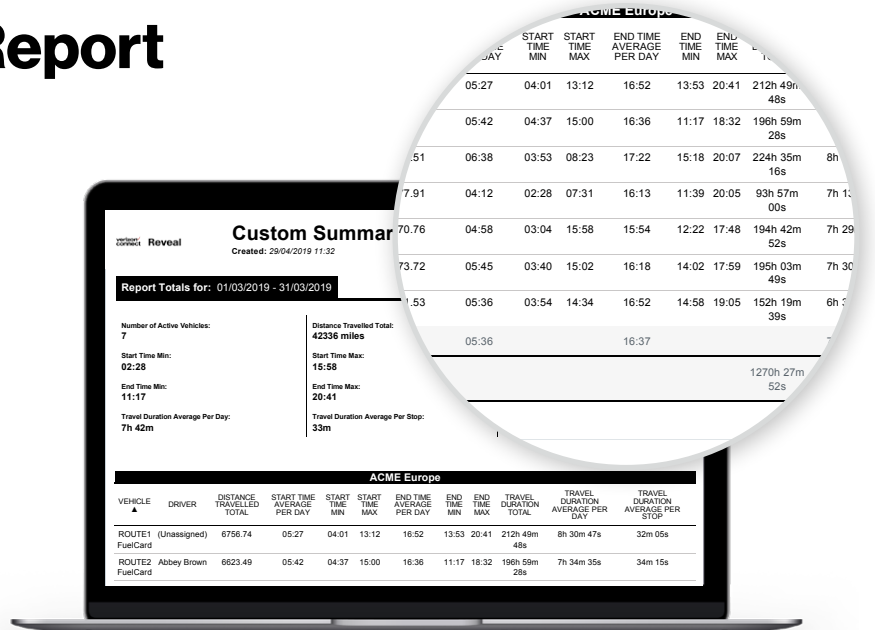
Custom Summary Report

Features

The Custom Summary Report shows different metrics for drivers, vehicles and groups over a specified time period. With it, you can look into metrics key to your business such as number of stops and travel duration.

Benefits

The report will help you to gain a clear picture of your overall fleet performance as determined by the activities of each vehicle and allows you to reward your most productive drivers.



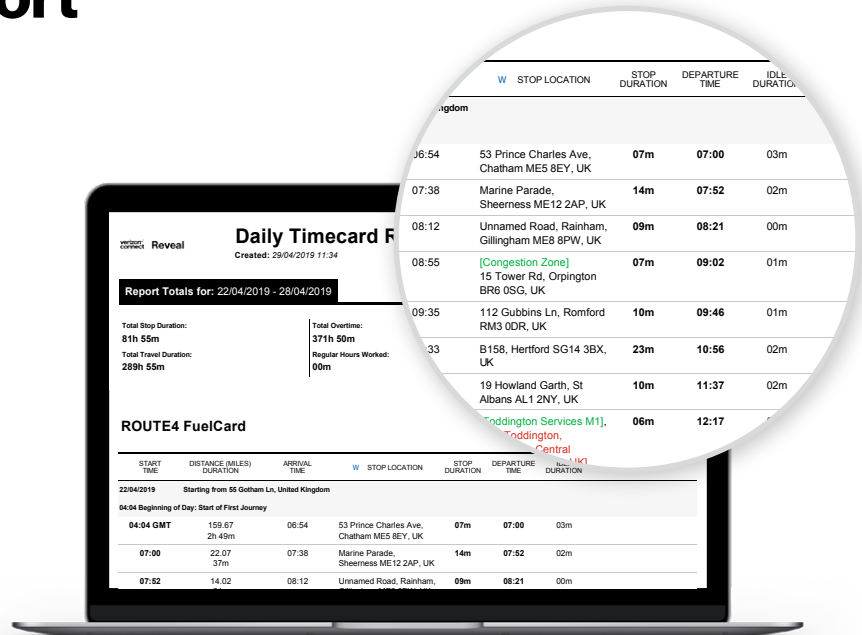
Daily Timecard Report

Features

The Daily Timecard Report can be configured to track your driver's daily activity based on how your company defines a work day.

Benefits

This report can help to streamline your payroll and billing processes and resolve inaccuracy caused by manual timesheets.



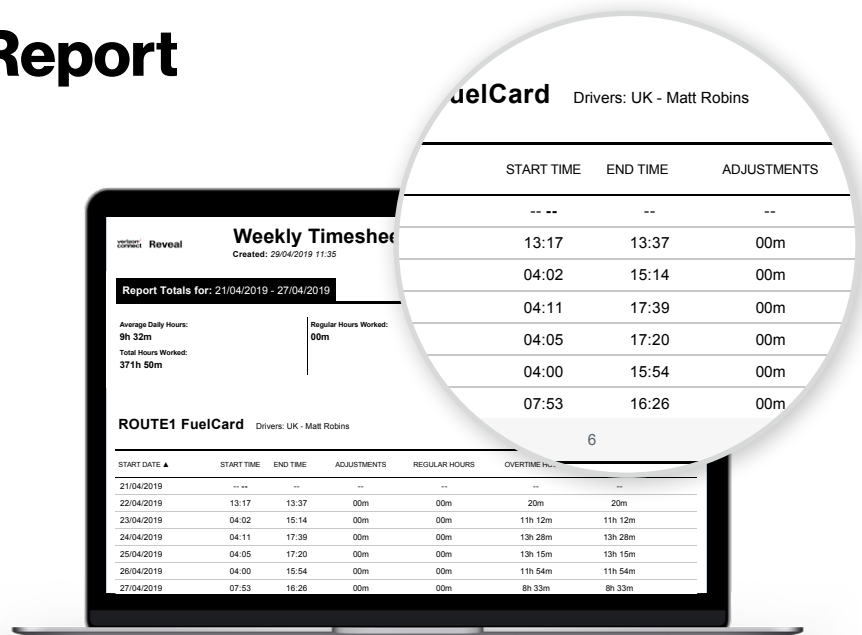
Weekly Timesheet Report

Features

The Weekly Timesheet Report allows you to review the daily totals for regular and overtime hours throughout the driver's work week.

Benefits

This report will help you to process billing and payroll more easily by tallying the regular and overtime hours worked for each driver based on your company's wage policies.



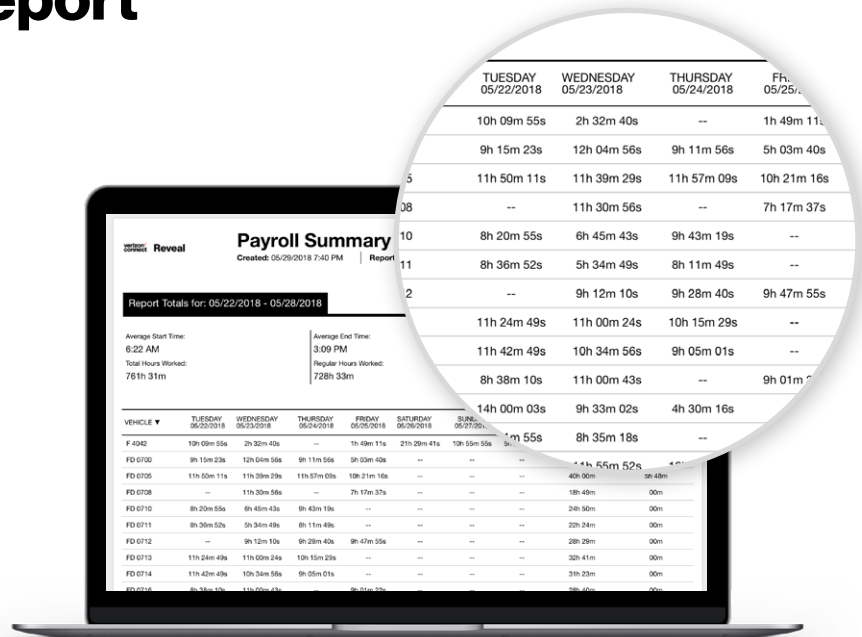
Payroll Summary Report

Features

The Payroll Summary Report makes it easy for payroll to compile the necessary information to accurately pay employees and bill customers based on the vehicle's activity and location.

Benefits

This report can work towards making your payroll and customer billing more accurate.



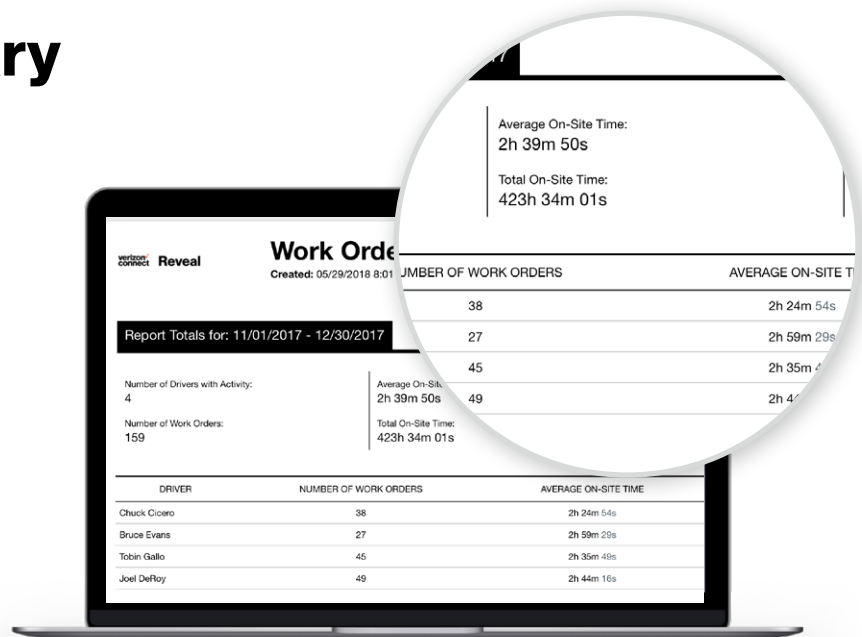
Work Order Summary

Features

The Work Order Summary Report shows the total number of work orders as well as the average and total on-site time, for a vehicle or group of vehicles.

Benefits

This report will help to better manage and utilise resources as well as increase scheduling efficiency for jobs.



Navigating your fleet reporting needs

You might still have questions about reporting or the other benefits and features of Reveal. We're always here to help provide answers and offer a free, live demo tailored to your business needs.



Visit verizonconnect.com/uk
or call 0800 975 4566 to learn more.

